



Independent Auditors' Report

To The Members of

Indiabulls Collection Agency Limited

**Report on the Financial Statements**

We have audited the accompanying financial statements of Indiabulls Collection Agency Limited ("the Company"), which comprise the Balance Sheet as at 31 March 2015, the Statement of Profit and Loss, the Cash Flow Statement for the year then ended, and a summary of significant accounting policies and other explanatory information.

**Management's Responsibility for the Financial Statements**

The Company's Board of Directors is responsible for the matters stated in section 134(5) of the Companies Act, 2013 ("the Act") with respect to the preparation of these financial statements that give a true and fair view of the financial position, financial performance and cash flows of the Company in accordance with the accounting principles generally accepted in India, including the Accounting Standards specified under Section 133 of the Act, read with Rule 7 of the Companies (Accounts) Rules, 2014. This responsibility also includes the maintenance of adequate accounting records in accordance with the provisions of the Act for safeguarding of the assets of the Company and for preventing and detecting the frauds and other irregularities; selection and application of appropriate accounting policies; making judgments and estimates that are reasonable and prudent; and design, implementation and maintenance of adequate internal financial controls, that were operating effectively for ensuring the accuracy and completeness of the accounting records, relevant to the preparation and fair presentation of the financial statements that give a true and fair view and are free from material misstatement, whether due to fraud or error.

**Auditor's Responsibility**

Our responsibility is to express an opinion on these financial statements based on our audit.

We have taken into account the provisions of the Act, the accounting standards and standards on auditing and matters which are required to be included in the audit report under the provisions of the Act and the Rules made thereunder.

We conducted our audit in accordance with the Standards on Auditing specified under section 143(10) of the Act. Those Standards require that we comply with ethical requirements and plan and perform the audit to obtain reasonable assurance about whether the financial statements are free from material misstatement.

An audit involves performing procedures to obtain audit evidence about the amounts and disclosures in the financial statements. The procedures selected depend on the auditor's judgment, including the assessment of the risks of material misstatement of the financial statements, whether due to fraud or error. In making those risk assessments, the auditor considers internal financial control relevant to the Company's preparation of the financial statements that give true and fair view in order to design audit procedures that are appropriate in the circumstances but not for the purpose of expressing an opinion



on whether the company has in place an adequate internal financial control system over financial reporting and the operating effectiveness of such controls. An audit also includes evaluating the appropriateness of accounting policies used and the reasonableness of the accounting estimates made by Company's Directors, as well as evaluating the overall presentation of the financial statements.

We believe that the audit evidence we have obtained is sufficient and appropriate to provide a basis for our audit opinion on the financial statements.

### Opinion

In our opinion and to the best of our information and according to the explanations given to us, the aforesaid financial statements, give the information required by the Act in the manner so required and give a true and fair view in conformity with the accounting principles generally accepted in India, of the state of affairs of the Company as at 31<sup>st</sup> March, 2015, and its profit and its cash flows for the year ended on that date.

### Report on other Legal and Regulatory Requirements

1) As required by the Companies (Auditor's Report) Order, 2015 ("the Order"), issued by the Central Government of India in terms of sub-section (11) of section 143 of the Act, we give in the Annexure a statement on the matters specified in paragraphs 3 and 4 of the Order, to the extent applicable.

2) As required by section 143(3) of the Act, we report that:

- a) We have sought and obtained all the information and explanations which to the best of our knowledge and belief were necessary for the purposes of our audit.
- b) In our opinion proper books of account as required by law have been kept by the Company so far as appears from our examination of those books.
- c) the Balance Sheet, the Statement of Profit and Loss, and Cash Flow Statement dealt with by this Report are in agreement with the books of account.
- d) In our opinion, the aforesaid financial statements comply with the Accounting Standards specified under Section 133 of the Act, read with Rule 7 of the Companies (Accounts) Rules, 2014, as amended.
- e) On the basis of written representations received from the directors as on 31 March, 2015, taken on record by the Board of Directors, none of the directors is disqualified as on 31 March, 2015, from being appointed as a director in terms of Section 164(2) of the Act.
- f) With respect to the other matters included in the Auditor's Report in accordance with Rule 11 of the Companies (Audit and Auditors) Rules, 2014, in our opinion and to our best of our information and according to the explanations given to us:



- i. The Company does not have any pending litigations which would impact its financial position;
- ii. The Company did not have any long-term contracts including derivatives contracts for which there were any material foreseeable losses;
- iii. There were no amounts which required to be transferred, to the Investor Education and Protection Fund by the Company.

For A Sardana & Co.  
Chartered Accountants  
Firm Registration number: 021890N



A handwritten signature in black ink, appearing to read "Ajay Sardana".

Ajay Sardana  
Partner  
Membership number: 089011  
New Delhi, April 24, 2015

**Annexure referred to in the Auditor's Report of even date to the Members of Indiabulls Collection Agency Limited on the financial statements for the year ended March 31, 2015**


- (i) The Company does not have any fixed assets; accordingly, the provisions of clause 4(i) of the Order are not applicable to the Company.
- (ii) The Company does not have any inventories; accordingly, the provisions of clause 4(ii) of the Order are not applicable to the Company.
- (iii) As informed, the company has not granted any loans, secured or unsecured to companies, firms or other parties covered in the register maintained under section 189 of the Act.
- (iv) In our opinion and according to the information and explanations given to us, there is an adequate internal control system commensurate with the size of the Company and the nature of its business with regard to sale of services and we have not observed any continuing failure to correct major weaknesses in such internal control system. There were no transactions for the purchase of inventory and fixed assets and for the sale of goods during the year.
- (v) In our opinion and according to the information and explanations given to us, the Company has not accepted any deposits within the meaning of directives issued by the Reserve Bank of India and the provisions of section 73 to 76 or any other relevant provisions of the Companies Act, 2013 and the rules framed thereunder. No order has been passed by the Company Law Board of National Company Law Tribunal or Reserve Bank of India or any Court or any other Tribunal.
- (vi) To the best of our knowledge and as explained, the Central Government has not specified maintenance of cost records under sub section (1) of section 148 of the Companies Act, 2013 for the products of the Company.
- (vii) (a) According to the information and explanations given to us and on the basis of our examination of the records of the Company, amounts deducted / accrued in the books of account in respect of undisputed statutory dues including Income-tax, Service tax and other material statutory dues have generally been regularly deposited during the year by the Company with the appropriate authorities. As explained to us, the Company did not have any dues on account of Provident Fund, Employees' State Insurance, Sales-tax, Wealth tax, duty of Customs, duty of Excise, value added tax and cess. According to the information and explanations given to us, no undisputed amounts payable in respect of Provident Fund, Employees' State Insurance, Income Tax, Sales Tax, Wealth Tax, Service Tax, Duty of Customs, Duty of Excise, Value Added Tax, Cess and other statutory dues were in arrears, as at March 31, 2015 for a period of more than six months from the date they became payable.  
  
(b) According to the information and explanations given to us and the records of the Company examined by us, as at March 31, 2015, there are no dues of income-tax or sales tax or wealth tax or service tax or duty of customs or duty of excise or value added tax or cess which have not been deposited on account of any dispute.  
  
(c) According to the information and explanations given to us and the records of the Company examined by us, there were no amounts required to be transferred to the Investor Education and Protection Fund in accordance with the relevant provisions of the Companies Act, 1956 (1 of 1956) and rules made thereunder.



- (viii) The Company does not have accumulated losses at the end of the financial year and it has not incurred cash losses in current financial year and in the immediately preceding financial year.
- (ix) The Company has no dues in respect of a financial institution, bank or a debenture holder.
- (x) According to the information and explanations given to us, the Company has not given any guarantees for loans taken by others from banks or financial institutions.
- (xi) The Company did not have any term loans during the year.
- (xii) According to the information and explanations given to us, no fraud on or by the Company has been noticed or reported during the course of our audit.

For A Sardana & Co.  
Chartered Accountants  
Firm Registration No. 021890N



  
Ajay Sardana  
Partner  
Membership No. 089011  
New Delhi, April 24, 2015

**Indiabulls Collection Agency Limited**  
**Balance Sheet as at March 31,2015**


Particulars	Note No.	As at March 31, 2015 Amount (Rs.)	As at March 31, 2014 Amount (Rs.)
<b>I. Equity and liabilities</b>			
<b>Shareholders funds</b>			
(a) Share capital	3	1,500,000	1,500,000
(b) Reserves and surplus	4	<u>174,174,514</u>	<u>161,422,010</u>
		<b>175,674,514</b>	<b>162,922,010</b>
<b>Current liabilities</b>			
(a) Other current liabilities	5	43,422	164,321
(b) Short-term provisions	6	<u>4,861,711</u>	<u>2,391,227</u>
		<b>4,905,133</b>	<b>2,555,548</b>
<b>Total</b>		<u><u>180,579,647</u></u>	<u><u>165,477,558</u></u>
<b>II.Assets</b>			
<b>Non current assets</b>			
Long term loans and advances	7	<u>706,914</u>	<u>708,429</u>
		<b>706,914</b>	<b>708,429</b>
<b>Current assets</b>			
(a) Trade receivables	8	-	8,978
(b) Current investments	9	-	69,558,638
(c) Cash and cash equivalents	10	179,864,753	94,674,888
(d) Short-term loans and advances	11	7,980	450,186
(e) Other current assets	12	<u>-</u>	<u>76,439</u>
		<b>179,872,733</b>	<b>164,769,129</b>
<b>Total</b>		<u><u>180,579,647</u></u>	<u><u>165,477,558</u></u>
Summary of significant accounting policies	2		

The accompanying notes are an integral part of the financial statements.

As per our report of even date

For A Sardana & Co.  
Chartered Accountants  
Firm Registration No.021890N

Ajay Sardana  
Partner  
Membership No. 189011  
New Delhi, April 24, 2015



For and on behalf of the Board of Directors of  
Indiabulls Collection Agency Limited

Anil Malhan  
Director  
DIN : 01542646  
New Delhi, April 24, 2015

Ashok Sehrawat  
Director  
DIN : 03553378

**Indiabulls Collection Agency Limited**  
**Statement of Profit and Loss for the year ended March 31,2015**

Particulars	Note No.	For the year ended March 31, 2015 Amount (Rs.)	For the year ended March 31, 2014 Amount (Rs.)
I. Revenue from operations	13	1,804,648	1,024,333
II. Other income	14	<u>16,158,135</u>	<u>15,432,502</u>
<b>III. Total revenue</b>		<b>17,962,783</b>	<b>16,456,835</b>
IV. Expenses:			
Employee benefits expense	15	120,990	286,104
Financial costs	16	284,386	207,127
Other expenses	17	<u>57,451</u>	<u>72,209</u>
<b>V. Total expenses</b>		<b>462,827</b>	<b>565,440</b>
<b>VI. Profit before exceptional and extraordinary items and tax (II-IV)</b>		<b>17,499,956</b>	<b>15,891,395</b>
VII. Exceptional items		-	-
<b>VIII. Profit before extraordinary items and tax (VI - VII)</b>		<b>17,499,956</b>	<b>15,891,395</b>
IX. Extraordinary items		-	-
<b>IX. Profit before tax (VII - VIII)</b>		<b>17,499,956</b>	<b>15,891,395</b>
X. Tax expense:			
(1) Current tax		4,936,000	2,562,034
(2) Tax adjustment in respect of earlier years		<u>(188,548)</u>	-
		<b>4,747,452</b>	<b>2,562,034</b>
<b>XI. Profit(Loss) from the year from continuing operations (IX-X)</b>		<b>12,752,504</b>	<b>13,329,361</b>
XII. Profit/(Loss) from discontinuing operations		-	-
XIII. Tax expense of discontinuing operations		-	-
<b>XIV. Profit/(Loss) from discontinuing operations after tax (XII-XIII)</b>		-	-
<b>XV. Profit/(Loss) for the year (XI + XIV)</b>		<b><u>12,752,504</u></b>	<b><u>13,329,361</u></b>
XVI. Earnings per equity share:	28		
(1) Basic		85.02	88.86
(2) Diluted		85.02	88.86
(3) Nominal value per Equity Share		10.00	10.00


Summary of significant accounting policies 2

The accompanying notes are an integral part of the financial statements.

As per our report of even date

For A Sardana & Co.  
Chartered Accountants  
Firm Registration No.021890N

Ajay Sardana  
Partner  
Membership No. 088911 ★  
New Delhi, April 24, 2015



For and on behalf of the Board of Directors of  
Indiabulls Collection Agency Limited

Anil Malhan  
Director  
DIN :01542646  
New Delhi, April 24, 2015

Ashok Sehrawat  
Director  
DIN : 03553378

**Indiabulls Collection Agency Limited**  
**Cash flow statement for the year ended March 31, 2015**

	<b>For the year ended March 31, 2015</b>	<b>For the year ended March 31, 2014</b>
	<b>Amount (Rs.)</b>	<b>Amount (Rs.)</b>
<b>A Cash flow from operating activities :</b>		
Net Profit before tax	17,499,956	15,891,395
Adjustment for		
Interest income from intercorporate deposits	(47,415)	(1,423,786)
Dividend on units of mutual funds	(861,623)	(4,852,376)
Profit on redemption of units of mutual funds	(15,212,035)	(9,071,408)
Interest income from deposits	(33,972)	(84,932)
Bad debt written off	8,978	-
	<b>(16,146,067)</b>	<b>(15,432,502)</b>
<b>Operating Profit/(Loss) before working capital changes</b>	<b>1,353,889</b>	<b>458,893</b>
Changes in working capital:		
Other current liabilities	(120,899)	(872,243)
Trade receivables	-	(8,978)
Short term loans and advances	(7,794)	(186)
	<b>1,225,196</b>	<b>(422,514)</b>
<b>Cash generated from/(used in) after working capital changes</b>	<b>1,225,196</b>	<b>(422,514)</b>
Direct taxes paid	(2,275,453)	(1,697,429)
<b>Net cash generated from/(used in) operating activities</b>	<b>(1,050,257)</b>	<b>(2,119,943)</b>
<b>B Cash flow from investing activities</b>		
Loan (given to)/repayment received from fellow subsidiaries Companies (net)	450,000	4,860,000
Interest received	157,826	1,432,279
Dividend received on units of mutual funds	861,623	4,852,376
Proceeds from redemption/sale of/(Investment in) current investments (net)	84,770,673	77,512,770
<b>Net cash generated from investing activities</b>	<b>86,240,122</b>	<b>88,657,425</b>
<b>C Cash flow from financing activities</b>		
<b>Net cash generated from/(used in) financing activities</b>	<b>-</b>	<b>-</b>
<b>D Net Increase / (decrease) in cash and cash equivalents ( A+B+C)</b>	<b>85,189,865</b>	<b>86,537,482</b>
<b>E Cash and cash equivalents at the beginning of the year</b>	<b>94,674,888</b>	<b>8,137,406</b>
<b>F Cash and cash equivalents at the close of the year ( D + E )</b>	<b>179,864,753</b>	<b>94,674,888</b>

**Note :**


- 1 Figures for the previous year have been regrouped wherever considered necessary.
- 2 The above Cash Flow Statement has been prepared under the " Indirect Method " as set out in Accounting Standard (AS) - 3 'Cash Flow Statements' as specified under Section 133 of the Companies Act, 2013, read with Rule 7 of the Companies (Accounts) Rules, 2014, as amended.
- 3 Cash and Cash equivalents as at the close of the year:

Cash on hand	3,051	3,126
Balances with scheduled banks		
In current accounts	179,861,702	14,671,762
In deposit accounts having original maturity less than three months upto one year	-	80,000,000
<b>Cash and cash equivalents at the end of the year</b>	<b>179,864,753</b>	<b>94,674,888</b>

The accompanying notes are an integral part of the financial statements

As per our report on even date

For A Sardana & Co.  
Chartered Accountants  
Firm Registration No 021890N  
Ajay Sardana  
Partner  
Membership No. 089011  
New Delhi, April 24, 2015



For and on behalf of the Board of Directors of  
Indiabulls Collection Agency Limited

Anil Malhan  
Director  
DIN :01542646  
New Delhi, April 24, 2015

Ashok Sehrawat  
Director  
DIN : 03553378



**Indiabulls Collection Agency Limited**  
**Notes to financial statements as at March 31, 2015**

**Note - 1**

**Corporate information:**

Indiabulls Collection Agency Limited ("the Company") was incorporated on June 1, 2006. The Company is primarily engaged in the business of debt collection and to act as recovery agent.

**Note - 2**

**Summary of significant accounting policies:**

**i) Basis of accounting:**

The financial statements are prepared under the historical cost convention on an accrual basis in accordance with the Generally Accepted Accounting Principles in India (Indian GAAP) and Accounting Standards (AS) under Section 133 of the Companies Act, 2013 ("the Act") read with Rule 7 of the Companies (Accounts) Rules, 2014, as amended. The accounting policies adopted in the preparation of the financial statements are consistent with those followed in the previous year.

**ii) Use of estimates:**

The presentation of financial statements in conformity with GAAP requires estimates and assumptions to be made that affect the reported amount of assets and liabilities on the date of the financial statements and the reported amount of revenues and expenses during the reporting period. Differences between the actual results and estimates are recognised in the period in which the results are known / materialised.

**iii) Cash and cash equivalents:**

Cash comprises cash on hand and demand deposits with banks. Cash equivalents are short-term balances (with an original maturity of three months or less from the date of acquisition), highly liquid investments that are readily convertible into known amounts of cash and which are subject to insignificant risk of changes in value.

**iv) Cash flow statement:**

Cash flows are reported using the indirect method, whereby profit / (loss) before extraordinary items and tax is adjusted for the effects of transactions of non-cash nature and any deferrals or accruals of past or future cash receipts or payments. The cash flows from operating, investing and financing activities of the Company are segregated based on the available information.

**v) Revenue recognition:**

- (a) Income from consultancy charges is recognized on an accrual basis as the related services are rendered.
- (b) Interest income is recognized on accrual basis.
- (c) Dividend income on units of Mutual Fund is recognised when the right to receive dividend is unconditionally established.
- (d) Profit/ (loss) on redemption of units of Mutual Funds is recognised on actual basis.

**vi) Investments:**

Investments are classified as non-current and current investments. Non-current investments are carried at cost less provision, if any, for any diminution other than temporary in their value. Current investments are valued at lower of cost and fair value.

**vii) Borrowing cost:**

Borrowing costs that are attributable to the acquisition, construction or production of qualifying assets are capitalized as part of cost of the asset. All other borrowing costs are charged to revenue.

**viii) Deferred employee stock compensation cost:**

Deferred employee stock compensation cost for stock options are recognised on the basis of generally accepted accounting principles and are measured by the difference between the estimated value of the company's shares on stock options grant date and the exercise price to be paid by the option holders. The compensation expense is amortised over the vesting period of the options. The fair value of options for disclosure purpose is measured on the basis of a valuation performed in respect of stock options granted.

**ix) Employee benefits:**

The Company's contribution to Provident Fund is charged to Statement of Profit and Loss. As permitted under Accounting Standard 15 (Revised 2005) - Employee Benefits, as specified under Section 133 of the Companies Act, 2013, read with Rule 7 of the Companies (Accounts) Rules, 2014, as amended, in respect of companies with few employees, retirement benefits in the form of Gratuity and Compensated Absences payable to employees is provided for on the accrual basis under the assumption that such benefits are payable at year end.



**Indiabulls Collection Agency Limited**  
**Notes to financial statements as at March 31, 2015**

**x) Taxes on income:**

Current tax is determined as the tax payable in respect of taxable income for the year and is computed in accordance with the relevant tax regulations.

Deferred tax resulting from timing differences between book and tax profits is accounted for at the current rate of tax / substantively enacted tax rates as on the Balance Sheet date, to the extent that the timing differences are expected to crystallise.

Deferred Tax Assets are recognized where realization is reasonably certain, whereas, in case of carried forward losses or unabsorbed depreciation, deferred tax assets are recognized only if there is virtual certainty of realization supported with convincing evidence. Deferred Tax Assets are reviewed for the appropriateness of their respective carrying values at each Balance Sheet date.

**xi) Preliminary expenses:**

Preliminary Expenses are adjusted (net of tax) against Securities Premium Account to the extent of balance available and thereafter the balance portion is charged off to the Statement of Profit and Loss, as incurred.

**xii) Share issue expenses:**

Share issue expenses are adjusted against securities premium account to the extent of balance available and thereafter, the balance portion is charged off to the Statement of Profit and Loss, as incurred.

**xiii) Provisions, contingent liabilities and contingent assets:**

Provisions are recognised only when there is a present obligation as a result of past events and when a reliable estimate of the amount of obligation can be made.

Contingent liabilities are disclosed for:

(1) Possible obligations which will be confirmed only by future events not wholly within the control of the Company or

(2) Present obligations arising from past events where it is not probable that an outflow of resources will be required to settle the obligation or a reliable estimate of the amount of the obligation can not be made. Contingent Assets are not recognised in the financial statements since this may result in the recognition of income that may never be realized.

**xiv) Segment reporting:**

The Company identifies primary segments based on the dominant source, nature of risks and returns and the internal organisation and management structure. The operating segments are the segments for which separate financial information is available and for which operating profit/loss amounts are evaluated regularly by the executive management in deciding how to allocate resources and in assessing performance.

**xv) Earnings per share:**

Basic earnings per share are computed using the weighted average number of equity shares outstanding during the year. Diluted earnings per share are computed using the weighted average number of equity and dilutive potential equity shares outstanding during the year except where the results would be anti-dilutive.

*(This space has been intentionally left blank)*



**Indiabulls Collection Agency Limited**  
Notes to financial statements as at March 31, 2015

**Note - 3**  
**Share capital:**

	<u>As at March 31, 2015</u>		<u>As at March 31, 2014</u>	
	<u>No. of Shares</u>	<u>Amount (Rs.)</u>	<u>No. of Shares</u>	<u>Amount (Rs.)</u>
<b>Authorised:</b>				
Equity Shares of face value of Rs. 10 each	500,000	5,000,000	500,000	5,000,000
<b>Issued, subscribed and paid up:</b>				
Equity Shares of face value of Rs. 10 each fully paid up	150,000	1,500,000	150,000	1,500,000
<b>As per Balance Sheet</b>		<u>1,500,000</u>		<u>1,500,000</u>

**a. Reconciliation of the shares outstanding at the beginning and at the end of the reporting year:**

<b>Equity Shares</b>	<u>As at March 31, 2015</u>		<u>As at March 31, 2014</u>	
	<u>No. of Shares</u>	<u>Amount (Rs.)</u>	<u>No. of Shares</u>	<u>Amount (Rs.)</u>
Shares outstanding at beginning of the reporting year	150,000	1,500,000	150,000	1,500,000
Shares issued during the year	-	-	-	-
Shares bought back during the year	-	-	-	-
<b>Shares outstanding at end of the reporting year</b>	<u>150,000</u>	<u>1,500,000</u>	<u>150,000</u>	<u>1,500,000</u>

**b. Terms/ rights attached to equity shares:**

The Company has only class of equity shares having a par value of Rs. 10 per share. Each holder of equity shares is entitled to one vote per share.

In the event of liquidation of the Company, the holders of equity shares will be entitled to receive remaining assets of the Company, after distribution of all preferential amounts. The distribution will be in proportion to the number of equity shares held by the shareholders.

**c. Detail of Shareholders holding 5% or more shares**

<b>No. of shareholders</b>	<u>As at March 31, 2015</u>		<u>As at March 31, 2014</u>	
	<u>No. of Shares held</u>	<u>% of Holding</u>	<u>No. of Shares held</u>	<u>% of Holding</u>
Equity Shares of face value of Rs. 10 each fully paid up				
The entire share capital is held by Indiabulls Housing Finance Limited ("the holding Company") and its nominees	150,000	100%	150,000	100%

As per records of the Company, including its register of members/shareholders, and other declarations received from shareholders regarding beneficial interest, the above shareholding represents both legal and beneficial ownership of shares.

**d) Employee Stock Option Schemes: (Refer Note 29).**



**Indiabulls Collection Agency Limited**  
Notes to financial statements as at March 31, 2015

	As at March 31, 2015 Amount (Rs.)	As at March 31, 2014 Amount (Rs.)
<b>Note - 4</b>		
<b>Reserves and surplus:</b>		
<b>(a) Securities premium account</b>		
Opening balance	98,872,040	98,872,040
Add: Addition during the year	-	-
	<u>98,872,040</u>	<u>98,872,040</u>
<b>(b) Surplus / (deficit) in the Statement of Profit and Loss</b>		
Opening balance	62,549,970	49,220,609
Add: Profit during the year	12,752,504	13,329,361
	<u>75,302,474</u>	<u>62,549,970</u>
<b>As per Balance Sheet</b>	<u><u>174,174,514</u></u>	<u><u>161,422,010</u></u>

	As at March 31, 2015 Amount (Rs.)	As at March 31, 2014 Amount (Rs.)
<b>Note - 5</b>		
<b>Other current liabilities:</b>		
Statutory liabilities	-	117,809
Expenses payable	43,422	46,512
	<u>43,422</u>	<u>164,321</u>
<b>As per Balance Sheet</b>	<u><u>43,422</u></u>	<u><u>164,321</u></u>

	As at March 31, 2015 Amount (Rs.)	As at March 31, 2014 Amount (Rs.)
<b>Note - 6</b>		
<b>Short-term provisions:</b>		
Provision for tax [Net of Tax deducted at source/Advance tax and Self assessment tax Rs.12,064,614 (Previous year Rs.9,762,692)]	4,861,711	2,391,227
	<u>4,861,711</u>	<u>2,391,227</u>
<b>As per Balance Sheet</b>	<u><u>4,861,711</u></u>	<u><u>2,391,227</u></u>

	As at March 31, 2015 Amount (Rs.)	As at March 31, 2014 Amount (Rs.)
<b>Note - 7</b>		
<b>Long term loan and advances</b>		
Unsecured considered good		
Balances with government authorities	706,914	708,429
Income tax recoverable [Net of provision for tax Rs. 7,62,706 (Previous year Rs. 761,191)]	-	-
	<u>706,914</u>	<u>708,429</u>
<b>As per Balance Sheet</b>	<u><u>706,914</u></u>	<u><u>708,429</u></u>



**Indiabulls Collection Agency Limited**  
Notes to financial statements as at March 31, 2015

	As at March 31, 2015 Amount (Rs.)	As at March 31, 2014 Amount (Rs.)
<b>Note - 8</b>		
<b>Trade receivables</b>		
Unsecured considered good		
Debts outstanding for a period exceeding six months	-	-
Other trade receivables	-	8,978
<b>As per Balance Sheet</b>	-	8,978
	As at March 31, 2015 Amount (Rs.)	As at March 31, 2014 Amount (Rs.)
<b>Note - 9</b>		
<b>Current investments:</b>		
(At lower of cost and fair value, unless otherwise stated)		
<b>(a) Non-trade, Unquoted</b>		
Investment in units of mutual funds:		
-Reliance Liquid Fund -Treasury plan	-	57,058,638
[No. of Units Nil (Previous year :37,323.966) NAV Rs.Nil (Previous year Rs. 1528.74) per unit]	-	57,058,638
<b>(b) Non-trade, Quoted</b>		
-Indiabulls Liquid Fund - Direct Plan Growth	-	12,500,000
[No. of Units Nil (Previous year :1250,000) purchased at NAV of Rs.Nil (Previous year Rs. 10) per unit]	-	12,500,000
<b>As per Balance Sheet</b>	-	69,558,638
Aggregate book value of unquoted investments	-	57,058,638
Aggregate book value of quoted investments	-	12,500,000
Aggregate market value of quoted investments	-	13,321,875
	As at March 31, 2015 Amount (Rs.)	As at March 31, 2014 Amount (Rs.)
<b>Note - 10</b>		
<b>Cash and cash equivalents:</b>		
(a) Cash on hand	3,051	3,126
(b) Balances with scheduled banks		
In current accounts	179,861,702	14,671,762
In fixed deposits	-	80,000,000
<b>As per Balance Sheet</b>	179,864,753	94,674,888
	As at March 31, 2015 Amount (Rs.)	As at March 31, 2014 Amount (Rs.)
<b>Note - 11</b>		
<b>Short term loan and advances:</b>		
(Unsecured, considered good)		
(a) Loans and advances to subsidiary Companies:		
- Indiabulls Asset Holding Company Limited	-	450,000
(b) Advances recoverable in cash or kind or for value to be received	4,889	-
(c) Balances with government authorities		
Service tax input credit	3,091	186
<b>As per Balance Sheet</b>	7,980	450,186



**Indiabulls Collection Agency Limited**  
**Notes to financial statements as at March 31, 2015**

	As at March 31, 2015 Amount (Rs.)	As at March 31, 2014 Amount (Rs.)
<b>Note - 12</b>		
<b>Other current assets:</b>		
Income accrued		
Interest accrued on Fixed deposits	-	76,439
<b>As per Balance Sheet</b>	-	<b>76,439</b>

*(This space has been intentionally left blank)*



**Indiabulls Collection Agency Limited**  
Notes to financial statements as at March 31, 2015

	For the year ended March 31, 2015 Amount (Rs.)	For the year ended March 31, 2014 Amount (Rs.)
<b>Note - 13</b>		
<b>Revenue from operation</b>		
Business support services	1,804,648	1,024,333
<b>As per Statement of Profit and Loss</b>	<b>1,804,648</b>	<b>1,024,333</b>
	For the year ended March 31, 2015 Amount (Rs.)	For the year ended March 31, 2014 Amount (Rs.)
<b>Note - 14</b>		
<b>Other income:</b>		
Interest income from loan	47,415	1,423,786
Interest income from fixed deposits	33,972	84,932
Dividend on units of mutual funds	861,623	4,852,376
Profit on redemption of mutual funds	15,212,035	9,071,408
Miscellaneous income	3,090	-
<b>As per Statement of Profit and Loss</b>	<b>16,158,135</b>	<b>15,432,502</b>
	For the year ended March 31, 2015 Amount (Rs.)	For the year ended March 31, 2014 Amount (Rs.)
<b>Note - 15</b>		
<b>Employee benefits expense:</b>		
Salaries	120,790	285,624
Contribution to labour welfare fund	200	480
<b>As per Statement of Profit and Loss</b>	<b>120,990</b>	<b>288,104</b>
	For the year ended March 31, 2015 Amount (Rs.)	For the year ended March 31, 2014 Amount (Rs.)
<b>Note - 16</b>		
<b>Finance costs:</b>		
Interest on taxes	284,386	207,127
<b>As per Statement of Profit and Loss</b>	<b>284,386</b>	<b>207,127</b>
	For the year ended March 31, 2015 Amount (Rs.)	For the year ended March 31, 2014 Amount (Rs.)
<b>Note - 17</b>		
<b>Other expenses:</b>		
Statutory fees	5,575	6,453
Printing and stationary	-	281
Professional and consultancy charges	17,247	16,500
Bad debt written off	8,978	-
Miscellaneous expenses	651	20,885
Auditor's remuneration	25,000	28,090
<b>As per Statement of Profit and Loss</b>	<b>57,451</b>	<b>72,209</b>



**Indiabulls Collection Agency Limited**  
**Notes to financial statements as at March 31, 2015**

**Note - 18**

As per the best estimate of the management, no provision is required to be made as per Accounting Standard 29 (AS 29) – Provisions, Contingent Liabilities and Contingent Assets as specified under Section 133 of the Companies Act, 2013, read with Rule 7 of the Companies (Accounts) Rules, 2014, as amended, in respect of any present obligation as a result of a past event that could lead to a probable outflow of resources, which would be required to settle the obligation.

**Note - 19**

In the opinion of the Board of Directors, all current assets, loans and advances appearing in the balance sheet as at March 31, 2015 have a value on realization in the ordinary course of the Company's business at least equal to the amount at which they are stated in the balance sheet and no provision is required to be made against the recoverability of these balances.

**Note - 20**

The company has not entered into any derivative instruments during the year. The Company does not have any foreign currency exposures as at March 31, 2015 (Previous year Rs. Nil).

**Note - 21**

**Disclosures required under Section 22 of the Micro, Small and Medium Enterprises Development Act, 2006:**

Particulars	As at March 31, 2015 Amount (Rs.)	As at March 31, 2014 Amount (Rs.)
(i) Principal amount remaining unpaid to any supplier as at the end of the accounting year	Nil	Nil
(ii) Interest due thereon remaining unpaid to any supplier as at the end of the accounting year	Nil	Nil
(iii) The amount of interest paid along with the amounts of the payment made to the supplier beyond the appointed day	Nil	Nil
(iv) The amount of interest due and payable for the year	Nil	Nil
(v) The amount of interest accrued and remaining unpaid at the end of the accounting year	Nil	Nil
(vi) The amount of further interest due and payable even in the succeeding year, until such date when the interest dues as above are actually paid	Nil	Nil

The above information regarding Micro, Small and Medium Enterprises has been determined to the extent such parties have been identified on the basis of information available with the Company. This has been relied upon by the auditors.

**Note - 22**

There are no borrowing costs to be capitalised as at March 31, 2015 (Previous year Rs. Nil) .

**Note - 23**

There are no contingent liabilities to be reported as at March 31, 2015 (Previous year Rs. Nil).

**Note - 24**

There are no capital and other commitments to be reported as at March 31, 2015 (Previous year Rs. Nil)

**Note - 25**

**Segment reporting:**

Considering the nature of Company's business and operations and based on the information available with the management, there are no reportable segments (business and/or geographical) in accordance with the requirements of Accounting Standard (AS) – 17 on Segment Reporting as specified under Section 133 of the Companies Act, 2013, read with Rule 7 of the Companies (Accounts) Rules, 2014, as amended. Hence, no further disclosures are required in respect of reportable segments, under AS 17, other than those already provided in the financial statements.

**Note - 26**

In respect of amounts as mentioned under Section 205C of the Companies Act, 1956, there were no dues required to be credited to the Investor Education and Protection Fund as on March 31, 2015 (Previous year Rs. Nil).





**Indiabulls Collection Agency Limited**  
**Notes to financial statements as at March 31, 2015**

Note - 27

Disclosures in respect of AS - 18 'Related Party Disclosures' as specified under Section 133 of the Companies Act, 2013, read with Rule 7 of the Companies (Accounts) Rules, 2014, as amended:

(a) Details of related parties:

Description of relationship	Names of related parties	
Holding Company	Indiabulls Housing Finance Limited	
	Indiabulls Insurance Advisors Limited	
Fellow Subsidiary Companies (including step-down subsidiaries)	Nilgiri Financial Consultants Limited (Subsidiary of Indiabulls Insurance Advisors Limited)	
	Ibulls Sales Limited	
	Indiabulls Commercial Credit Limited (Formerly known as Indiabulls Infrastructure Credit Limited)	
	Indiabulls Finance Company Private Limited	
	Indiabulls Capital Services Limited	
	Indiabulls Advisory Services Limited	
	Indiabulls Life Insurance Company Limited	
	Indiabulls Asset Holding Company Limited	
	Indiabulls Trustee Company Limited	
	Indiabulls Asset Management Company Limited	
	Indiabulls Venture Capital Management Company Limited (Subsidiary of Indiabulls Holdings Limited)	
	Indiabulls Venture Capital Trustee Company Limited (Subsidiary of Indiabulls Holdings Limited)	
	Indiabulls Holdings Limited	
	Indiabulls Asset Reconstruction Company Limited (Subsidiary of Indiabulls Advisory Services Limited)	
	Key Management Personnel	Mr. Anil Malhan, Director
		Mr. Ashok Sehrawat, Director
		Mr Tejpal Gulia ,Director
Mr Vineet Saxena ,Director		

(This space has been intentionally left blank)



**Indiabulls Collection Agency Limited**  
Notes to financial statements as at March 31, 2015

Note - 27

Disclosures in respect of AS - 18 'Related Party Disclosures' as specified under Section 133 of the Companies Act, 2013, read with Rule 7 of the Companies (Accounts) Rules, 2014, as amended: (Continued)

(b) Significant Transactions with Related Parties:

Nature of Transaction	Amount (Rs.)		
	Holding Company	Fellow Subsidiary Companies (including step-down subsidiaries)	Total
<b>Finance</b>			
Loan given	-	9,680,000	9,680,000
(Maximum balance outstanding at any time during the year)	-	<i>35,890,000</i>	<i>35,890,000</i>
Loan given (Repayment received)	-	<i>9,680,000</i>	<i>9,680,000</i>
	-	<i>35,440,000</i>	<i>35,440,000</i>
<b>Income</b>			
Interest income	-	47,415	47,415
	-	<i>1,423,787</i>	<i>1,423,787</i>
<b>Expenses</b>			
Interest expenses	-	-	-
	-	-	-
Reimbursement of expenses	-	-	-

(Previous year's figures are stated in italics)

(c) Statement of material transactions:

Particulars	Amount (Rs.)	
	For the year ended March 31, 2015	For the year ended March 31, 2014
<b>Loan given</b>		
(Maximum balance outstanding at any time during the year)		
- Ibulls Sales Limited	9,200,000	35,440,000
- Indiabulls Asset Holding Company Limited	480,000	450,000
<b>Loan given (Repayment received)</b>		
- Ibulls Sales Limited	9,200,000	35,440,000
- Indiabulls Asset Holding Company Limited	480,000	-
<b>Interest income</b>		
- Ibulls Sales Limited	32,900	1,386,953
- Indiabulls Asset Holding Company Limited	14,515	38,634
<b>Purchase of Commercial Paper</b>		
- Indiabulls Housing Finance Limited	-	28,545,900
<b>Sale of Commercial Paper</b>		
- Indiabulls Housing Finance Limited	-	29,568,210

(d) Outstanding at year ended March 31, 2015

Nature of Transaction	Amount (Rs.)	
	Fellow Subsidiary Companies	Total
<b>Loan given</b>		
- Indiabulls Asset Holding Company Limited	-	-
	<i>450,000</i>	<i>450,000</i>

Note: Figures in italics relate to the previous year

In accordance with AS 18, disclosures in respect of transactions with identified related parties are given only for such period during which such relationships existed. Related Party relationships are given above as identified by the Company and relied upon by the Auditors.



**Indiabulls Collection Agency Limited**  
**Notes to financial statements as at March 31, 2015**

**Note - 28**  
**Earnings per share:**

Basic earnings per share is computed by dividing the net profit/(loss) attributable to equity shareholders for the period by the weighted average number of equity shares outstanding during the reporting period. Diluted earnings per share are computed using the weighted average number of equity shares and also the weighted average number of equity shares that could have been issued on the conversion of all dilutive potential equity shares. Dilutive potential equity shares are adjusted for the proceeds receivable, had the shares been actually issued at fair value.

Dilutive potential equity shares are deemed converted as of the beginning of the period, unless they have been issued at a later date. The number of equity shares and potential diluted equity shares are adjusted for stock split and bonus shares as appropriate.

Particulars	Year ended March 31, 2015	Year ended March 31, 2014
Net Profit/(Loss) available for equity shareholders (Rs.)	12,752,504	13,329,361
Weighted average number of equity shares used for computing Basic and Diluted earnings per share	150,000	150,000
Nominal value of equity shares – (Rs. Per Share)	10.00	10.00
Earnings per share – Basic and Diluted (Rs. Per Share)	85.02	88.86

*(This space has been intentionally left blank)*



Note - 29

Employees Stock Options Schemes of Indiabulls Housing Finance Limited ("the Holding Company" "IHFL"):

(a) Stock option schemes of Indiabulls Financial Services Limited (IBFSL) ("the erstwhile Holding Company") including schemes in lieu of stock options schemes of its erstwhile subsidiary Indiabulls Credit Services Limited transferred under the Court approved Scheme of Arrangement:

S. No.	Erstwhile Plans		New Plans*	
	1	IBFSL - ICSL Employees Stock Option Plan 2006	IHFL - IBFSL Employees Stock Option Plan 2008	IHFL - IBFSL Employees Stock Option Plan 2008
2	IBFSL - ICSL Employees Stock Option Plan II - 2006		IHFL - IBFSL Employees Stock Option -2008	
3	Employees Stock Option 2008			

\*The name of the schemes has been revised by the approval of the Shareholders of the Holding Company in the 8th Annual General Meeting held on July 1, 2013.

(b) IHFL ESOS - 2013

The members of IHFL at their Meeting dated March 6, 2013 approved the IHFL ESOS - 2013 scheme consisting of 39,000,000 stock options representing 39,000,000 fully paid up Equity Shares of Rs. 2 each of IHFL to be issued in one or more tranches to its eligible employees or to eligible employees of its subsidiaries / step down subsidiaries. The Compensation Committee constituted by the Board of Directors of IHFL has, at its meeting held on October 11, 2014, granted, 10,500,000 Stock Options representing an equal number of equity shares of face value of Rs. 2 each at an exercise price of Rs. 394.75, being the then latest available closing market price on the National Stock Exchange of India Ltd. as on October 10, 2014 following the intrinsic method of accounting as is prescribed in the Guidance Note issued by the Institute of Chartered Accountants of India on Accounting for Employees Share Based Payments ("the Guidelines"). As the options have been granted at intrinsic value, there is no employee stock compensation expense on account of the same. These options vest with effect from the first vesting date i.e. October 11, 2015, whereby the options vest on each vesting date as per the vesting schedule provided in the Scheme.  
(This space has been intentionally left blank)




Note - 29  
 Employees Stock Options Schemes of Indiabulls Housing Finance Limited ("the Holding Company" "IHFL") (continued):  
 (c) The other applicable disclosures in respect of the Stock Option Schemes of the Holding Company are as under:-

Particulars	IHFL-IBFSL Employees Stock Option Plan - 2006	IHFL-IBFSL Employees Stock Option Plan II - 2006	IHFL-IBFSL Employees Stock Option - 2008	IHFL ESOS - 2013	IHFL-IBFSL Employees Stock Option - 2008	IHFL-IBFSL Employees Stock Option - 2008	IHFL-IBFSL Employees Stock Option - 2008 - Re-grant	IHFL-IBFSL Employees Stock Option - 2008 - Re-grant	IHFL-IBFSL Employees Stock Option - 2008 - Re-grant	IHFL-IBFSL Employees Stock Option Plan II - 2006 - Re-grant
Total Options under the Scheme	1440000	720000	7500000	39000000	N.A.	N.A.	N.A.	N.A.	N.A.	N.A.
Options issued	1440000	720000	7500000	10500000	N.A.	N.A.	N.A.	N.A.	N.A.	N.A.
Vesting Period and Percentage	Four years, 25% each year	Four years, 25% each year	Ten years, 15% First year, 10% for next eight years and 5% in last year	Five years, 20% each year	N.A.	N.A.	N.A.	N.A.	N.A.	N.A.
Vesting Date	1st April	1st November	8th December	1st October	31st December	18th July	27th August	11th January	27th August	27th August
Revised Vesting Period & Percentage	Eight years, 12% each year for 7 years and 16% during the 8th year	Nine years, 11% each year for 8 years and 12% during the 9th year	N.A.	N.A.	Ten years, 10% for every year	Ten years, 10% for every year	Ten years, 10% for every year	Ten years, 10% for every year	Ten years, 10% for every year	Ten years, 10% for every year
Exercise Price (Rs.)	41.67	100	95.95	394.75	125.9	158.5	95.95	153.65	153.65	100
Exercisable Period	4 years from each vesting date	5 years from each vesting date	5 years from each vesting date	5 years from each vesting date	5 years from each vesting date	5 years from each vesting date	5 years from each vesting date	5 years from each vesting date	5 years from each vesting date	5 years from each vesting date
Year(Nos.)	205668	99851	2324002	10500000	59050	143550	276500	148500	148500	153300
Regrant Addition	N.A.	N.A.	N.A.	N.A.	N.A.	N.A.	N.A.	N.A.	N.A.	N.A.
Regrant Date	N.A.	N.A.	N.A.	N.A.	December 31, 2009	July 16, 2010	August 27, 2009	January 11, 2011	August 27, 2009	August 27, 2009
Options vested during the year (Nos.)	60534	25581	420310	6840	8840	20440	39500	1500	1500	21900
Exercised during the year (Nos.)	57294	29145	471874	20810	20810	20100	39500	5300	5300	21900
Expired during the year (Nos.)	-	-	-	-	-	-	-	-	-	-
Cancelled during the year	-	-	-	-	-	-	-	-	-	-
Lapsed during the year	43846	7690	256040	32000	-	-	-	132500	-	-
Re-granted during the year	N.A.	N.A.	N.A.	N.A.	N.A.	N.A.	N.A.	N.A.	N.A.	N.A.
Outstanding at the end of the year (Nos.)	104526	63126	1590285	10480000	37440	123450	237000	10700	10700	13400
Exercisable at the end of the year (Nos.)	1090	15153	129584	810	3240	810	36500	1700	1700	21900
Remaining contractual Life (Weighted Months)	55	67	61	90	90	83	83	93	93	83

Indiabulls Financial Services Limited (IBFSL) and its erstwhile subsidiary, Indiabulls Credit Services Limited had announced the above ESOS/ESOP schemes for its employees and the employees of other group companies wherein each option represents one Equity Share of IHFL. The Company had adopted the ESOS/ESOP scheme in respect of its employees. A Compensation Committee constituted by the Board of Directors of IHFL administers each of the above plans.

There is no impact on the Company's net profit and earnings per share in respect of the above schemes had the compensation cost for the stock options granted been determined based on the fair value approach.




**Indiabulls Collection Agency Limited**  
**Notes to financial statements as at March 31, 2015**


**Note - 30**

Previous year's figures have been regrouped / reclassified wherever necessary to correspond with the current year's classification / disclosures.


As per our report on even date


For A Sardana & Co.  
Chartered Accountants  
Firm Registration No.021890N

  
Ajay Sardana  
Partner  
Membership No. 089011  
New Delhi, April 24, 2015



For and on behalf of the Board of Directors of  
Indiabulls Collection Agency Limited

  
Anil Malhan  
Director  
DIN :01542646  
New Delhi, April 24, 2015

  
Ashok Sehrawat  
Director  
DIN : 03553378